


# Dishwasher LS3

## SERIES TRENDY



### CONSTRUCTION FEATURES

Structure completely in 18/10 stainless steel AISI 304.  
Stamped tank's bottom for maximum clean ability.  
Washing/rinsing arms in Hostaform.  
Rinsing temperature guaranteed.  
Double skin balance door.  
Rinse aid vacuum-dispenser.  
Pump filter in 18/10 stainless steel.

### ELECTRIC ELEMENTS

Use friendly extractable control panel.

### INSTALLATION

On the floor, on stand or with monobloc version left/right.

- Washing capacity 540 dishes/hour
- Plastic basket 50x50 cm
- Max washable object 30 cm



**LASA srl**  
via Toniolo, 6 - 31028 Vazzola (TV) Italy  
tel. +39 0438 740440 fax +39 0438 740431  
lasa@lstgroup.com - www.lstgroup.com/lasa



# Dishwasher LS3

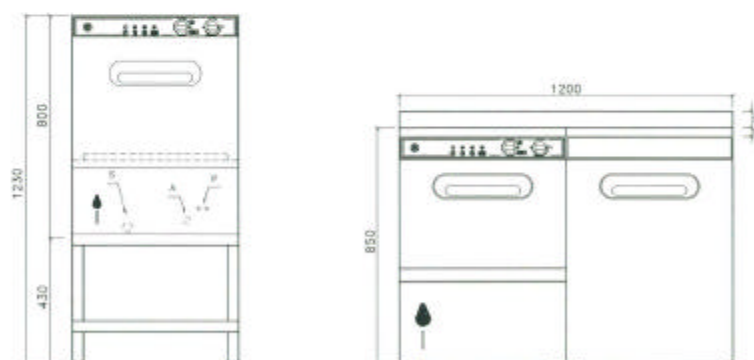
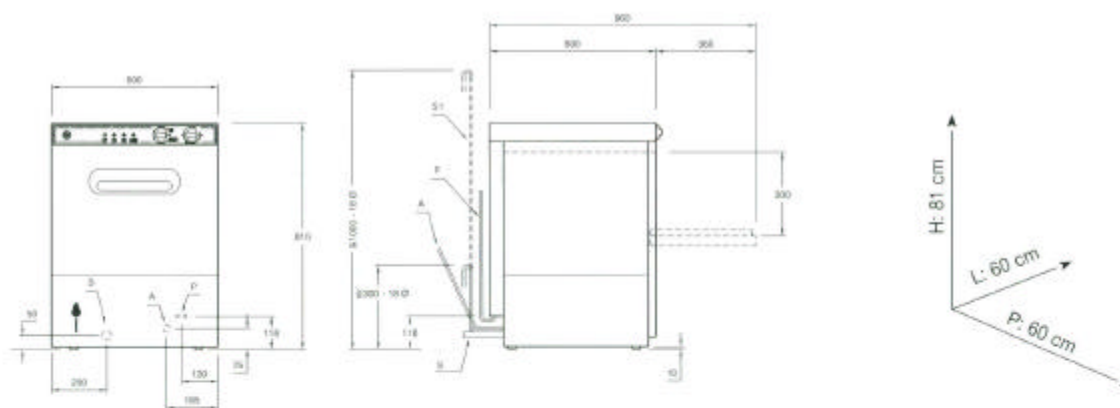
## Technical Details



| DESCRIPTION                       | LS 3-A                        | LS 3-D | LS 3-1A | LS 3-1D | LS 3-DK | LS 3-1DK | LS 3-K | LS 3-1K |
|-----------------------------------|-------------------------------|--------|---------|---------|---------|----------|--------|---------|
| Cycles duration                   | adjustable from 90 to 180 sec |        |         |         |         |          |        |         |
| Tank capacity                     | 28 litre                      |        |         |         |         |          |        |         |
| Boiler capacity                   | 7,5 litre                     |        |         |         |         |          |        |         |
| Washing water temperature         | 55°C                          |        |         |         |         |          |        |         |
| Rinsing water temperature         | 85°C                          |        |         |         |         |          |        |         |
| Rinse cycle                       | 15"                           |        |         |         |         |          |        |         |
| Water consumption per cycle       | 3,5 litre                     |        |         |         |         |          |        |         |
| Power supply tension 50 Hz        | 230 V - 230V 3 - 400V 3N      |        |         |         |         |          |        |         |
| Total power                       | 5 Kw (3,5 Kw in version 230V) |        |         |         |         |          |        |         |
| Boiler power                      | 4,5 Kw (3 Kw in version 230V) |        |         |         |         |          |        |         |
| Tank power                        | 1,8 Kw                        |        |         |         |         |          |        |         |
| Washing pump power                | 0,55 Kw                       |        |         |         |         |          |        |         |
| Water supply pressure             | between 2 and 4 bar           |        |         |         |         |          |        |         |
| Max temperature of incoming water | 55°C                          |        |         |         |         |          |        |         |

- Washing capacity 540 dishes/hour
- Plastic basket 50x50 cm
- Max washable object 30 cm

| OPTIONAL                          | LS 3-A     | LS 3-D | LS 3-1A | LS 3-1D | LS 3-DK | LS 3-1DK | LS 3-K | LS 3-1K |
|-----------------------------------|------------|--------|---------|---------|---------|----------|--------|---------|
| Rinse aid dispenser               | •          | •      | •       | •       | •       | •        | •      | •       |
| Rinse aid container               |            | •      |         | •       | •       | •        |        |         |
| Water softener                    |            |        |         |         | •       | •        | •      | •       |
| Drain pump                        | •          | •      | •       | •       |         | •        |        |         |
| Soap dispenser                    | on request |        |         |         |         |          |        |         |
| Water supply pressure             | on request |        |         |         |         |          |        |         |
| Max temperature of incoming water | •          | •      | •       | •       |         |          |        |         |



### Legend:

- A: Water supply pipe (ø 3/4" G)
- S: Gravity drain (ø 35 mm)
- S1: Drain with drain pump (ø 18 mm)
- P: Power supply hose



**LASA srl**  
 via Toniolo, 6 - 31028 Vazzola (TV) Italy  
 tel. +39 0438 740440 fax +39 0438 740431  
 lasa@lstgroup.com - www.lstgroup.com/lasa